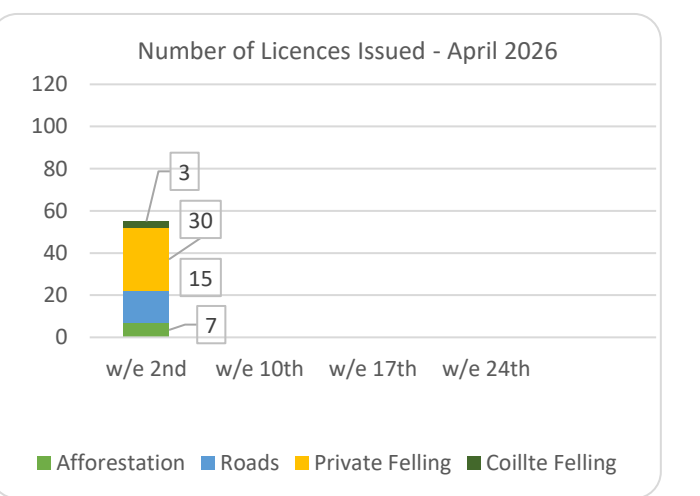
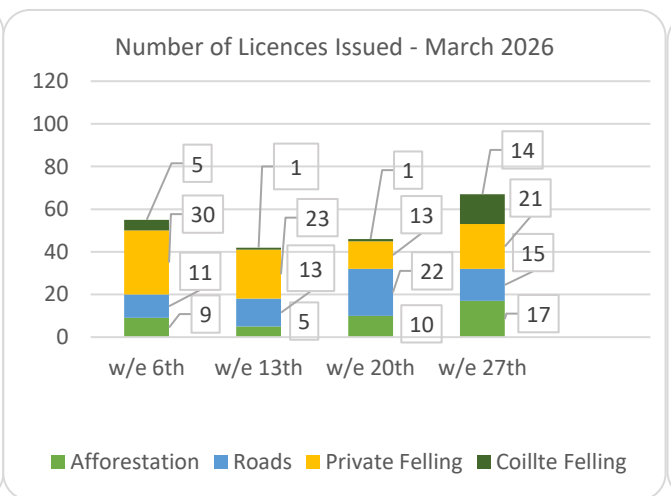
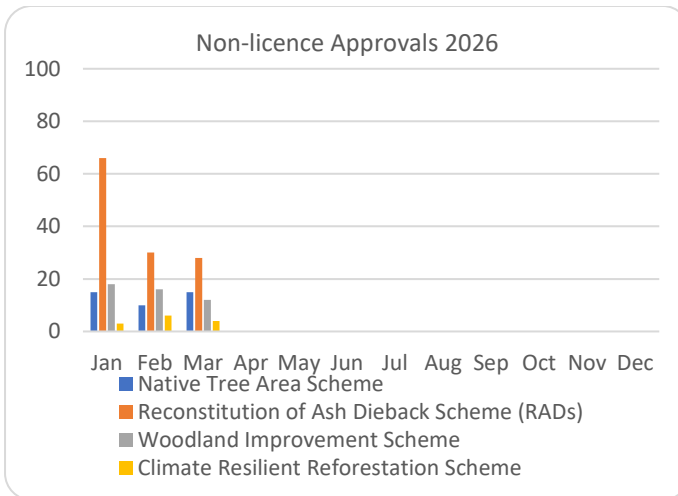
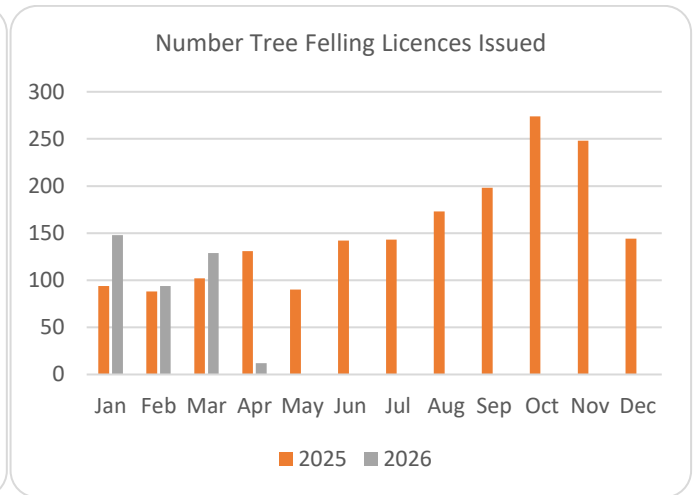
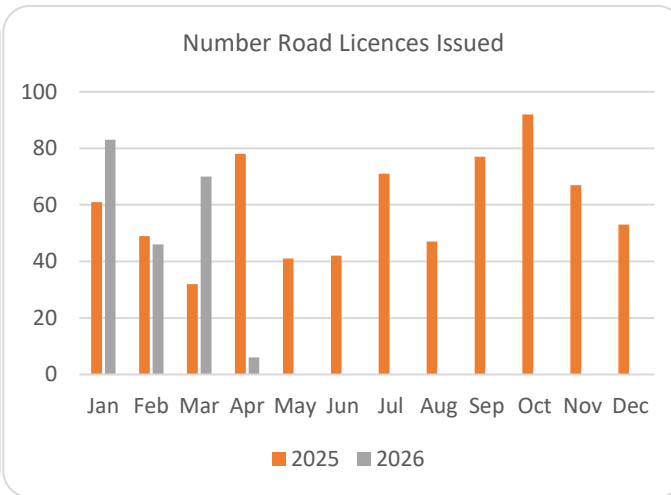
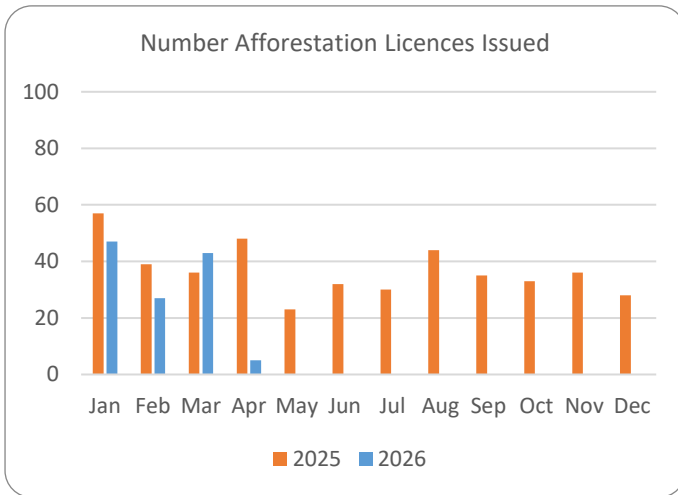


Forestry Licensing Dashboard – Week Ending 2nd April 2026



Forestry Licensing Dashboard – Week Ending 2nd April 2026

	Hectares/Kilometres for Licences Issued											
	Afforestation			Roads			Felling					
	Hectares			Kilometres			Hectares			Volume (000) m ³		
	2024	2025	2026	2024	2025	2026	2024	2025	2026	2024	2025	2026
January	351	389	349	27	22	29	2,889	1,100	1,614	867	308	468
February	326	276	243	29	19	19	1,812	1,390	1,227	530	453	365
March	268	381	321	28	11	30	1,131	1,074	1,615	314	305	444
April	260	386	25	33	25	2	1,568	1,608	116	388	487	37
May	526	148	0	33	15	0	1,695	1,089	0	463	329	0
June	386	226	0	17	12	0	2,244	1,471	0	619	476	0
July	427	207	0	27	32	0	2,230	2,130	0	706	603	0
August	560	320	0	37	19	0	1,829	2,177	0	633	673	0
September	586	310	0	27	27	0	2,299	1,794	0	735	523	0
October	443	311	0	20	40	0	1,540	2,721	0	442	878	0
November	284	350	0	27	22	0	1,618	2,569	0	509	804	0
December	428	273	0	17	20	0	994	1,443	0	248	440	0
Totals	4,844	3,577	939	322	263	80	21,850	20,565	4,571	6,452	6,280	1,313

	Hectares Planted/Kilometres Constructed					
	Hectares Planted			Roads Constructed Km		
	2024	2025	2026	2024	2025	2026
January	38	138	59	6	7	11
February	116	126	105	5	5	5
March	119	364	96	3	4	4
April	119	378	0	2	7	
May	139	236	0	7	3	
June	185	271	0	3	5	
July	194	263	0	12	8	
August	181	201	0	5	10	
September	166	282	0	6	4	
October	143	158	0	11	8	
November	116	65	0	8	7	
December	57	46	0	9	9	
Totals*	1,573	2,527	260	77	77	20

*The figures for afforestation planted in 2026 reflect afforestation that has been paid at first grant stage this year to date only (including NTAS)

Appeals Received 2026	
Afforestation	12
Forest Roads	4
Tree Felling	9

Other Schemes issued	Since Programme commenced		Issued YTD	
	No.	Ha	No.	Ha
Reconstitution of Ash Dieback Scheme	1,640	5,667	124	395
Deer Tree Shelter scheme (DTS)	391	1,512	35	105
Woodland Improvement Scheme (WIS)	405	2,215	46	340
Native Woodland Conservation Scheme	26	212	6	44
Climate Resilient Reforestation Scheme	77	487	13	70

	Valid Applications Received YTD	Licences Issued YTD
Afforestation	103	122
Felling Private	259	330
Felling Coillte	636	53
Roads	145	205
Total	1,143	710

Afforestation Schemes issued	Since Programme commenced		Issued YTD	
	No.	Ha	No.	Ha
Afforestation Licences	1,229	10,315	122	939
Afforestation Licences, previously approved, now approved under the new scheme.	216	1,747	0	0
Native Tree Area Scheme (NTAS)	630	688	40	40
Total	2,075	12,750	162	979

Felling Licences issued - current week		
Type	Hectares	No.
Thinning	68	5
Clear fell	246	28

