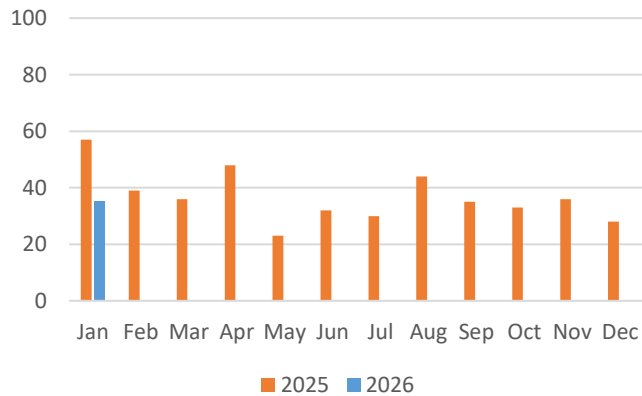
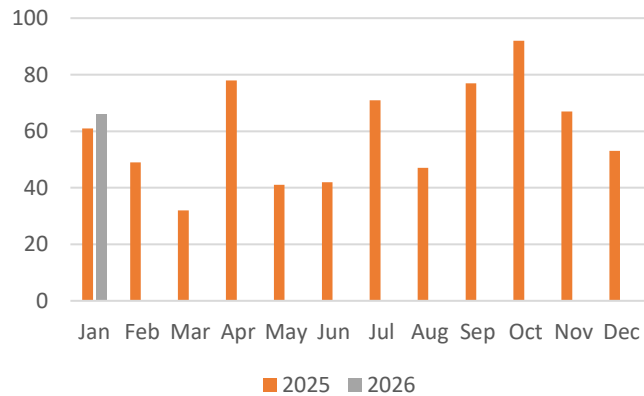


Forestry Licensing Dashboard – Week ending 23rd January 2026

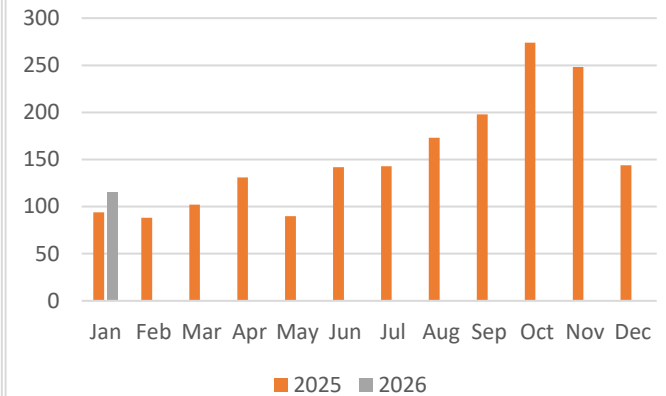
Number Afforestation Licences Issued



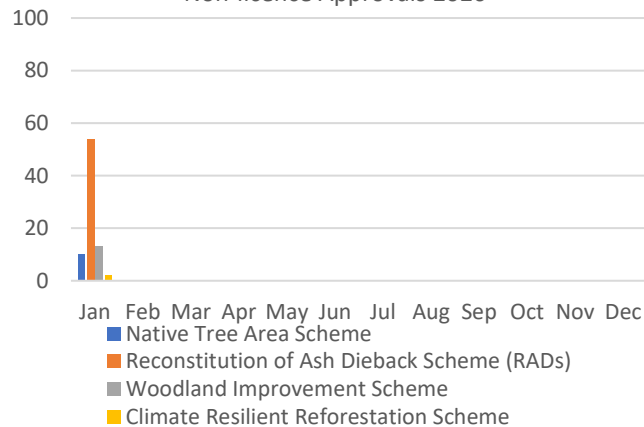
Number Road Licences Issued



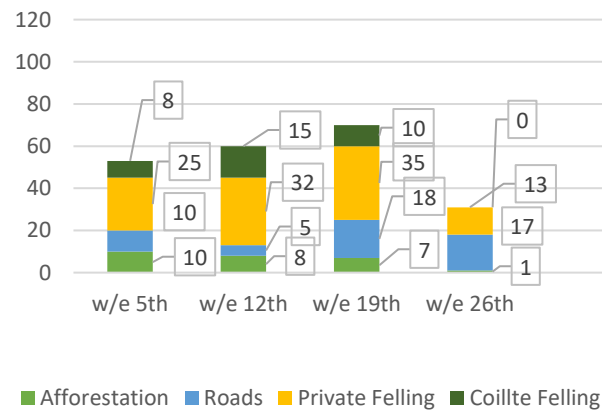
Number Tree Felling Licences Issued



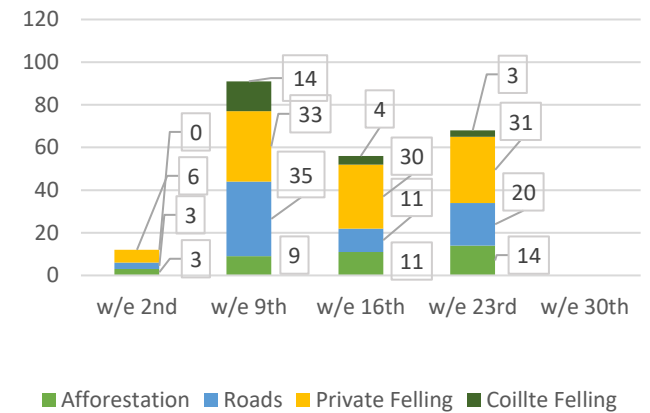
Non-licence Approvals 2026



Number of Licences Issued - December 2025



Number of Licences Issued - January 2026



Forestry Licensing Dashboard – Week ending 23rd January 2026

	Hectares/Kilometres for Licences Issued											
	Afforestation			Roads			Felling					
	Hectares			Kilometres			Hectares			Volume (000) m ³		
	2024	2025	2026	2024	2025	2026	2024	2025	2026	2024	2025	2026
January	351	389	275	27	22	24	2,889	1,100	1,158	867	308	337
February	326	276	0	29	19	0	1,812	1,390	0	530	453	0
March	268	381	0	28	11	0	1,131	1,074	0	314	305	0
April	260	386	0	33	25	0	1,568	1,608	0	388	487	0
May	526	148	0	33	15	0	1,695	1,089	0	463	329	0
June	386	226	0	17	12	0	2,244	1,471	0	619	476	0
July	427	207	0	27	32	0	2,230	2,130	0	706	603	0
August	560	320	0	37	19	0	1,829	2,177	0	633	673	0
September	586	310	0	27	27	0	2,299	1,794	0	735	523	0
October	443	311	0	20	40	0	1,540	2,721	0	442	878	0
November	284	350	0	27	22	0	1,618	2,569	0	509	804	0
December	428	273	0	17	20	0	994	1,443	0	248	440	0
Totals	4,844	3,577	275	322	263	24	21,850	20,565	1,158	6452	6280	337

	Hectares Planted/Kilometres Constructed					
	Hectares Planted			Roads Constructed Km		
	2024	2025	2026	2024	2025	2026
January	38	138	36	6	7	11
February	116	126	0	5	5	
March	119	364	0	3	4	
April	119	378	0	2	7	
May	139	236	0	7	3	
June	185	271	0	3	5	
July	194	263	0	12	8	
August	181	201	0	5	10	
September	166	282	0	6	4	
October	143	158	0	11	8	
November	116	65	0	8	7	
December	57	46	0	9	9	
Totals*	1,573	2,527	36	77	77	11

*The figures for afforestation planted in 2025 reflect afforestation that has been paid at first grant stage this year to date only (including NTAS)

Appeals Received 2026	
Afforestation	4
Forest Roads	2
Tree Felling	4

	Valid Applications Received YTD	Licences Issued YTD
Afforestation	24	35
Felling Private	26	94
Felling Coillte	0	21
Roads	35	66
Total	85	216

Felling Licences issued - current week		
Type	Hectares	No.
Thinning	43	4
Clear fell	353	30

Other Schemes issued	Since Programme commenced		Issued YTD	
	No.	Ha	No.	Ha
Reconstitution of Ash Dieback Scheme	1,570	5,445	54	170
Deer Tree Shelter scheme (DTS)	364	1,422	8	30
Woodland Improvement Scheme (WIS)	374	2,063	16	91
Native Woodland Conservation Scheme	21	181	1	13
Climate Resilient Reforestation Scheme	66	429	2	12

Afforestation Schemes issued	Since Programme commenced		Issued YTD	
	No.	Ha	No.	Ha
Afforestation Licences	1,153	9,704	35	275
Afforestation Licences, previously approved, now approved under the new scheme.	216	1,747	0	0
Native Tree Area Scheme (NTAS)	600	658	10	11
Total	1,969	12,109	45	286

