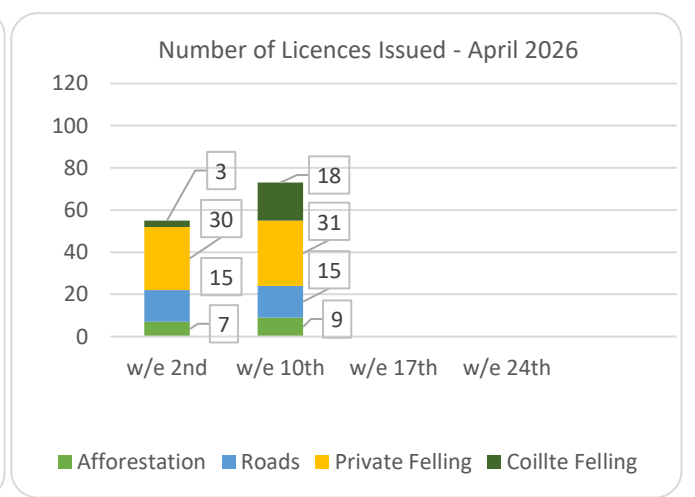
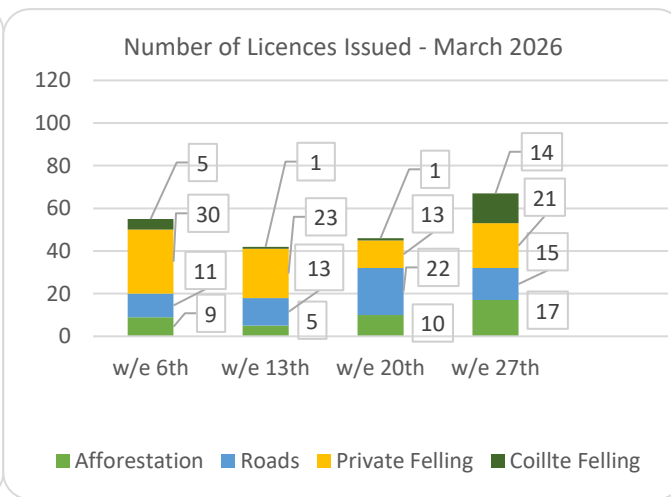
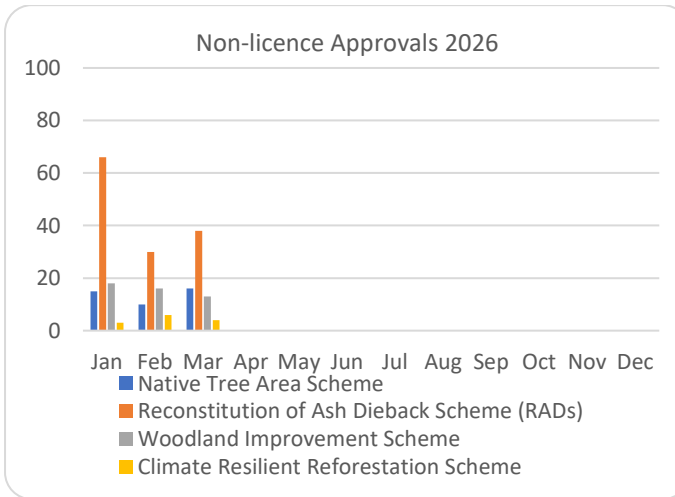
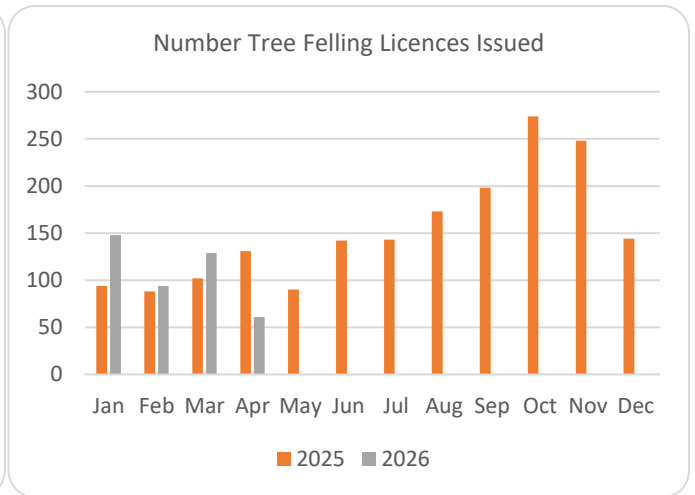
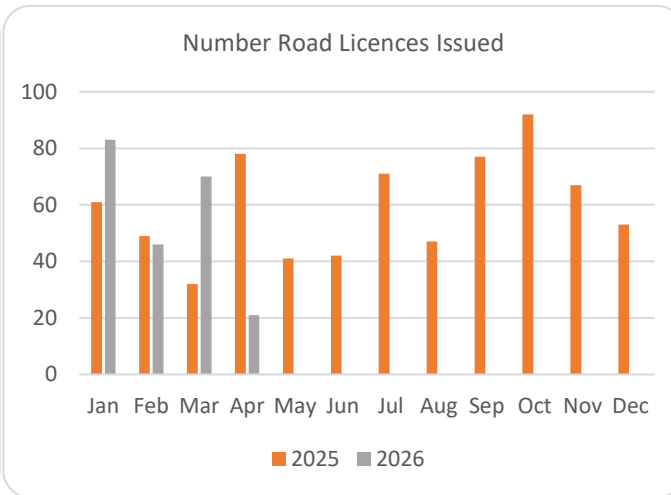
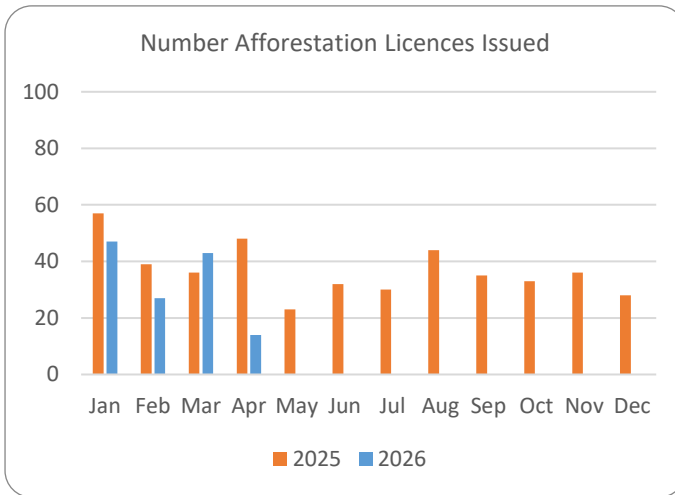


Forestry Licensing Dashboard – Week Ending 10th April 2026



Forestry Licensing Dashboard – Week Ending 10th April 2026

	Hectares/Kilometres for Licences Issued											
	Afforestation			Roads			Felling					
	Hectares			Kilometres			Hectares			Volume (000) m ³		
	2024	2025	2026	2024	2025	2026	2024	2025	2026	2024	2025	2026
January	351	389	349	27	22	29	2,889	1,100	1,614	867	308	468
February	326	276	243	29	19	19	1,812	1,390	1,227	530	453	365
March	268	381	321	28	11	30	1,131	1,074	1,615	314	305	444
April	260	386	83	33	25	6	1,568	1,608	737	388	487	234
May	526	148	0	33	15	0	1,695	1,089	0	463	329	0
June	386	226	0	17	12	0	2,244	1,471	0	619	476	0
July	427	207	0	27	32	0	2,230	2,130	0	706	603	0
August	560	320	0	37	19	0	1,829	2,177	0	633	673	0
September	586	310	0	27	27	0	2,299	1,794	0	735	523	0
October	443	311	0	20	40	0	1,540	2,721	0	442	878	0
November	284	350	0	27	22	0	1,618	2,569	0	509	804	0
December	428	273	0	17	20	0	994	1,443	0	248	440	0
Totals	4,844	3,577	996	322	263	84	21,850	20,565	5,193	6452	6280	1510

	Hectares Planted/Kilometres Constructed					
	Hectares Planted			Roads Constructed Km		
	2024	2025	2026	2024	2025	2026
January	38	138	59	6	7	11
February	116	126	105	5	5	5
March	119	364	96	3	4	4
April	119	378	3	2	7	1
May	139	236	0	7	3	
June	185	271	0	3	5	
July	194	263	0	12	8	
August	181	201	0	5	10	
September	166	282	0	6	4	
October	143	158	0	11	8	
November	116	65	0	8	7	
December	57	46	0	9	9	
Totals*	1,573	2,527	263	77	77	21

*The figures for afforestation planted in 2026 reflect afforestation that has been paid at first grant stage this year to date only (including NTAS)

Appeals Received 2026	
Afforestation	16
Forest Roads	4
Tree Felling	8

	Valid Applications Received YTD	Licences Issued YTD
Afforestation	108	131
Felling Private	271	361
Felling Coillte	636	71
Roads	157	220
Total	1,172	783

Felling Licences issued - current week		
Type	Hectares	No.
Thinning	75	6
Clear fell	546	43

Other Schemes issued	Since Programme commenced		Issued YTD	
	No.	Ha	No.	Ha
Reconstitution of Ash Dieback Scheme	1,655	5,712	139	440
Deer Tree Shelter scheme (DTS)	397	1,529	40	119
Woodland Improvement Scheme (WIS)	413	2,269	54	294
Native Woodland Conservation Scheme	26	212	6	44
Climate Resilient Reforestation Scheme	78	495	14	78

Afforestation Schemes issued	Since Programme commenced		Issued YTD	
	No.	Ha	No.	Ha
Afforestation Licences	1,247	10,420	131	996
Afforestation Licences, previously approved, now approved under the new scheme.	216	1,747	0	0
Native Tree Area Scheme (NTAS)	634	693	44	45
Total	2,097	12,860	175	1,041

