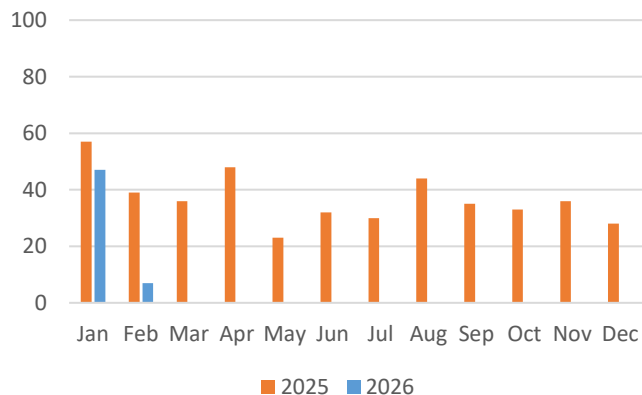
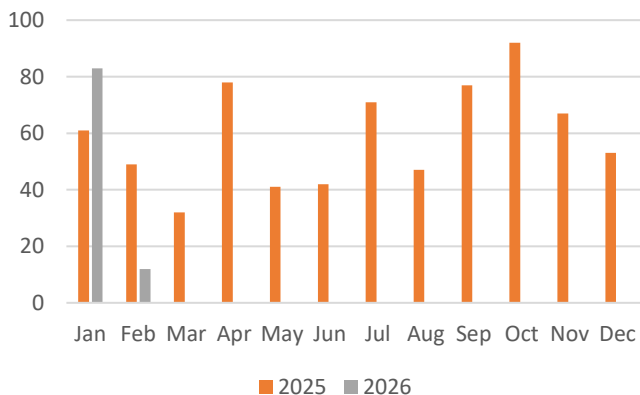


Forestry Licensing Dashboard – Week ending 6th February 2026

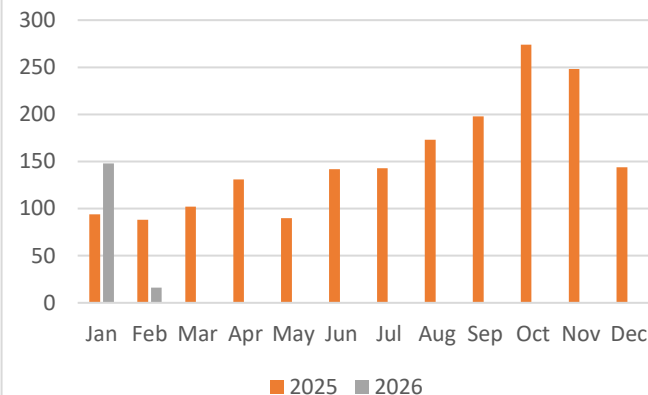
Number Afforestation Licences Issued



Number Road Licences Issued



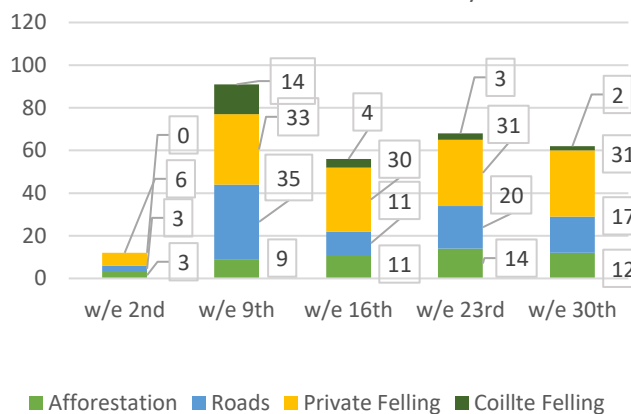
Number Tree Felling Licences Issued



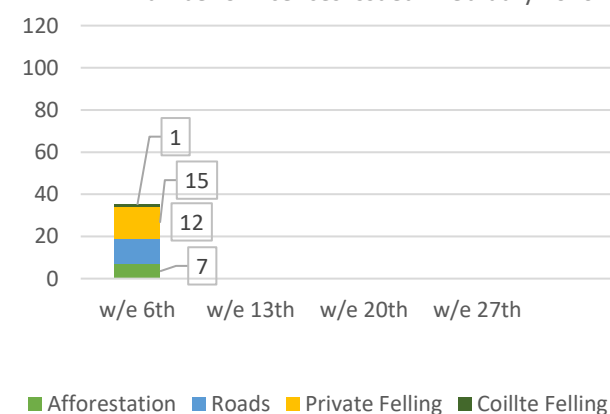
Non-licence Approvals 2026



Number of Licences Issued - January 2026



Number of Licences Issued - February 2026



Forestry Licensing Dashboard – Week ending 6th February 2026

	Hectares/Kilometres for Licences Issued											
	Afforestation			Roads			Felling					
	Hectares			Kilometres			Hectares			Volume (000) m ³		
	2024	2025	2026	2024	2025	2026	2024	2025	2026	2024	2025	2026
January	351	389	349	27	22	29	2,889	1,100	1,614	867	308	468
February	326	276	42	29	19	4	1,812	1,390	220	530	453	83
March	268	381	0	28	11	0	1,131	1,074	0	314	305	0
April	260	386	0	33	25	0	1,568	1,608	0	388	487	0
May	526	148	0	33	15	0	1,695	1,089	0	463	329	0
June	386	226	0	17	12	0	2,244	1,471	0	619	476	0
July	427	207	0	27	32	0	2,230	2,130	0	706	603	0
August	560	320	0	37	19	0	1,829	2,177	0	633	673	0
September	586	310	0	27	27	0	2,299	1,794	0	735	523	0
October	443	311	0	20	40	0	1,540	2,721	0	442	878	0
November	284	350	0	27	22	0	1,618	2,569	0	509	804	0
December	428	273	0	17	20	0	994	1,443	0	248	440	0
Totals	4,844	3,577	391	322	263	33	21,850	20,565	1,833	6452	6280	550

	Hectares Planted/Kilometres Constructed					
	Hectares Planted			Roads Constructed Km		
	2024	2025	2026	2024	2025	2026
January	38	138	60	6	7	11
February	116	126	37	5	5	2
March	119	364	0	3	4	
April	119	378	0	2	7	
May	139	236	0	7	3	
June	185	271	0	3	5	
July	194	263	0	12	8	
August	181	201	0	5	10	
September	166	282	0	6	4	
October	143	158	0	11	8	
November	116	65	0	8	7	
December	57	46	0	9	9	
Totals*	1,573	2,527	97	77	77	14

*The figures for afforestation planted in 2026 reflect afforestation that has been paid at first grant stage this year to date only (including NTAS)

Appeals Received 2026	
Afforestation	7
Forest Roads	3
Tree Felling	4

	Valid Applications Received YTD	Licences Issued YTD
Afforestation	46	54
Felling Private	77	140
Felling Coillte	0	24
Roads	66	95
Total	189	313

Felling Licences issued - current week		
Type	Hectares	No.
Thinning	0	0
Clear fell	220	16

Other Schemes issued	Since Programme commenced		Issued YTD	
	No.	Ha	No.	Ha
Reconstitution of Ash Dieback Scheme	1,588	5,526	72	252
Deer Tree Shelter scheme (DTS)	369	1,439	13	41
Woodland Improvement Scheme (WIS)	381	2,088	23	117
Native Woodland Conservation Scheme	22	189	2	21
Climate Resilient Reforestation Scheme	69	442	5	25

Afforestation Schemes issued	Since Programme commenced		Issued YTD	
	No.	Ha	No.	Ha
Afforestation Licences	1,170	9,808	54	391
Afforestation Licences, previously approved, now approved under the new scheme.	216	1,747	0	0
Native Tree Area Scheme (NTAS)	607	665	17	17
Total	1,993	12,220	71	408

