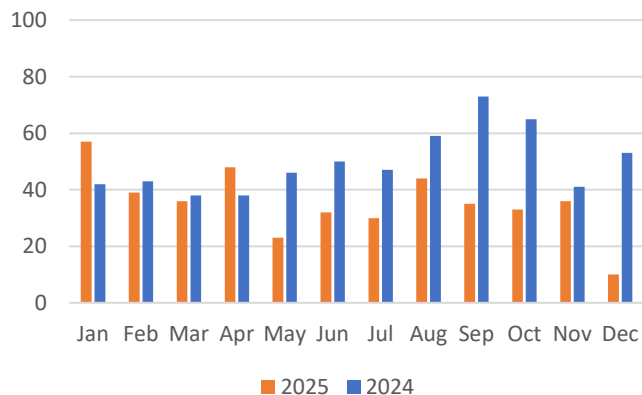
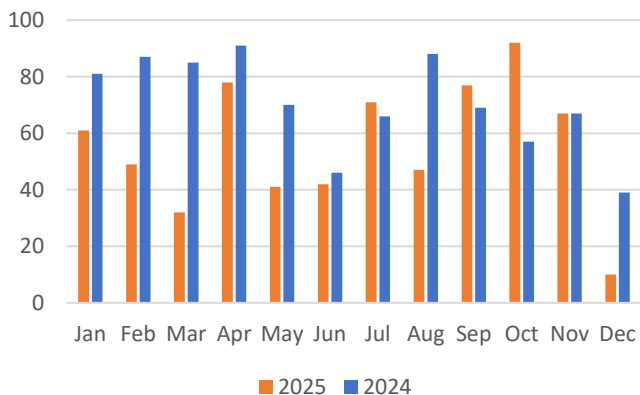


Forestry Licensing Dashboard – Week ending 5th December 2025

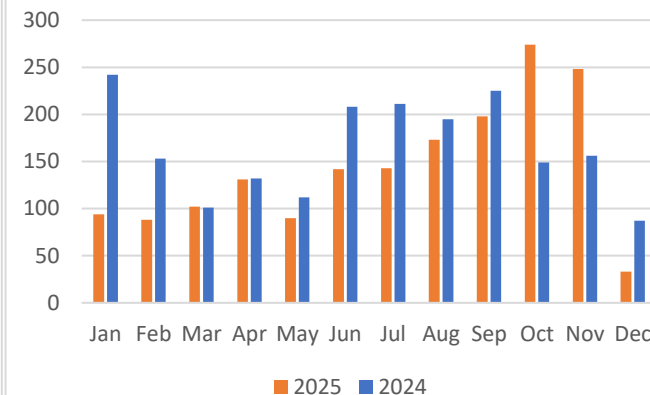
Number Afforestation Licences Issued



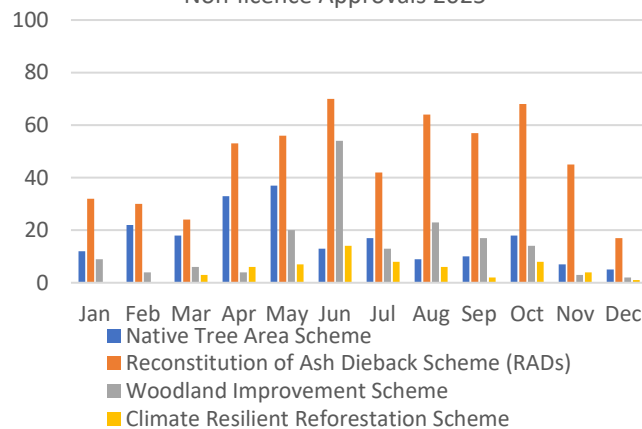
Number Road Licences Issued



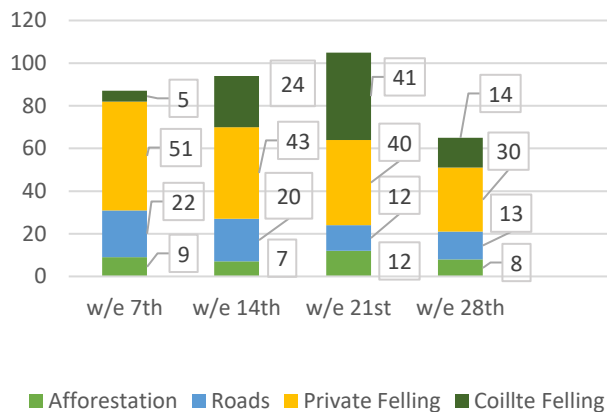
Number Tree Felling Licences Issued



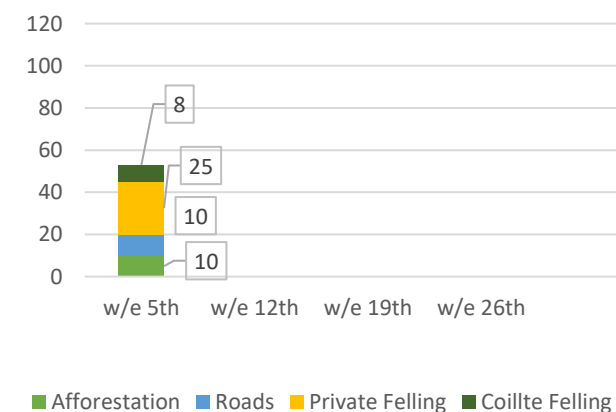
Non-licence Approvals 2025



Number of Licences Issued - November 2025



Number of Licences Issued - December 2025



Forestry Licensing Dashboard – Week ending 5th December 2025

	Hectares/Kilometres for Licences Issued											
	Afforestation			Roads			Felling					
	Hectares			Kilometres			Hectares			Volume (000) m ³		
	2023	2024	2025	2023	2024	2025	2023	2024	2025	2023	2024	2025
January	47	351	389	3	27	22	2,561	2,889	1,100	692	867	308
February	39	326	276	3	29	19	3,039	1,812	1,390	888	530	453
March	0	268	381	2	28	11	3,444	1,131	1,074	888	314	305
April	0	260	386	7	33	25	3,008	1,568	1,608	814	388	487
May	33	526	148	4	33	15	4,061	1,695	1,089	1,084	463	329
June	14	386	226	10	17	12	2,392	2,244	1,471	660	619	476
July	7	427	207	12	27	32	2,468	2,230	2,130	598	706	603
August	30	560	320	8	37	19	3,440	1,829	2,177	858	633	673
September	10	586	310	12	27	27	2,620	2,299	1,794	748	735	523
October	196	443	311	6	20	40	1,807	1,540	2,721	595	442	878
November	217	284	350	9	27	22	2,643	1,618	2,569	719	509	804
December	197	428	97	13	17	5	1,935	994	330	339	248	114
Totals	789	4,844	3,401	87	322	248	33,416	21,850	19,452	8,883	6452	5954

	Hectares Planted/Kilometres Constructed					
	Hectares Planted			Roads Constructed Km		
	2023	2024	2025	2023	2024	2025
	2023	2024	2025	2023	2024	2025
January	90	38	138	6	7	9
February	23	116	126	5	5	8
March	82	119	364	3	4	9
April	70	119	378	2	7	5
May	253	139	236	7	3	6
June	186	185	271	3	5	4
July	316	194	263	12	8	9
August	207	181	201	5	10	4
September	141	166	282	6	4	6
October	184	143	158	11	8	7
November	64	116	65	8	7	7
December	35	57	30	9	9	1
Totals*	1,652	1,573	2,511	77	77	77

*The figures for afforestation planted in 2025 reflect afforestation that has been paid at first grant stage this year to date only (including NTAS)

Appeals Received 2025	
Afforestation	41
Forest Roads	17
Tree Felling	42

	Valid Applications Received YTD	Licences Issued YTD
Afforestation	407	423
Felling Private	1,259	1,304
Felling Coillte	514	412
Roads	680	667
Total	2,860	2,806

Felling Licences issued - current week		
Type	Hectares	No.
Thinning	9	1
Clear fell	321	32

Other Schemes issued	Since Programme commenced		Issued YTD	
	No.	Ha	No.	Ha
Reconstitution of Ash Dieback Scheme	1,475	5,149	572	1,877
Deer Tree Shelter scheme (DTS)	352	1,379	149	510
Woodland Improvement Scheme (WIS)	354	1,958	170	947
Native Woodland Conservation Scheme	18	156	8	77
Climate Resilient Reforestation Scheme	61	401	61	401

Afforestation Schemes issued	Since Programme commenced		Issued YTD	
	No.	Ha	No.	Ha
Afforestation Licences	1,100	9,254	423	3,401
Afforestation Licences, previously approved, now approved under the new scheme.	216	1,747	10	113
Native Tree Area Scheme (NTAS)	577	632	204	226
Total	1,893	11,633	637	3,740

