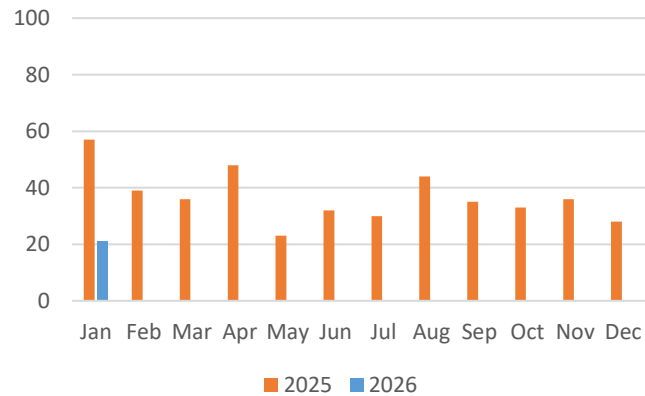
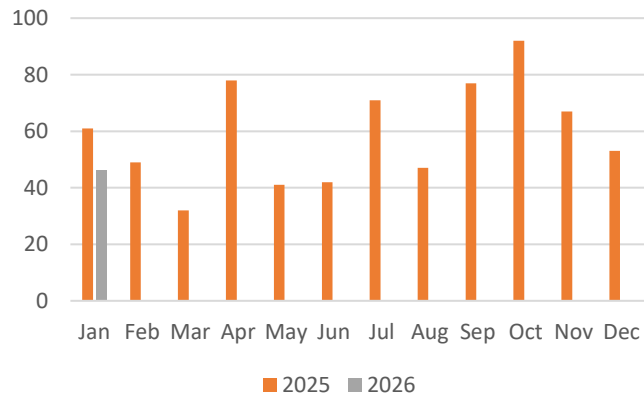


# Forestry Licensing Dashboard – Week ending 16<sup>th</sup> January 2026

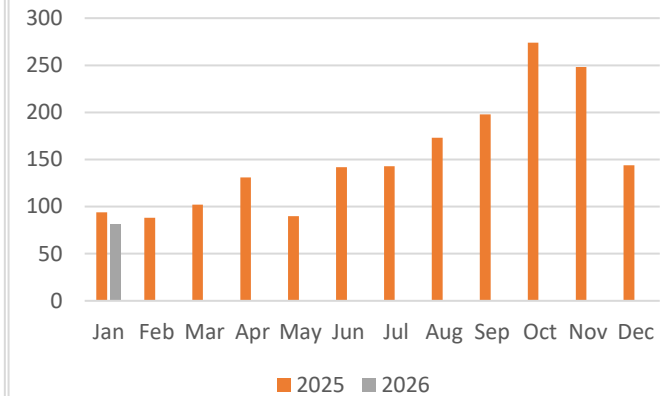
Number Afforestation Licences Issued



Number Road Licences Issued



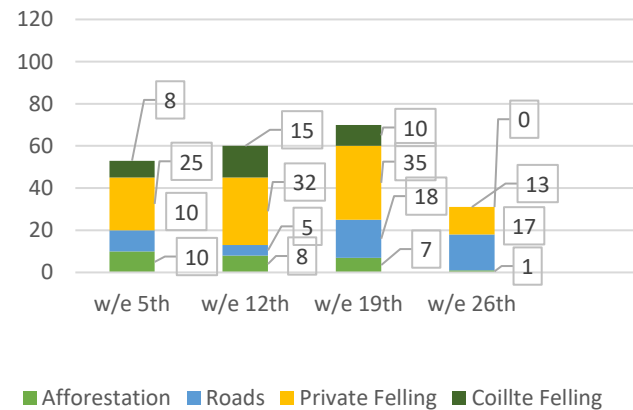
Number Tree Felling Licences Issued



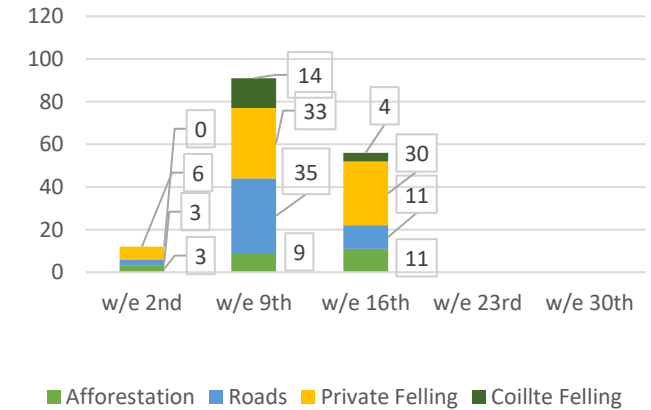
Non-licence Approvals 2026



Number of Licences Issued - December 2025



Number of Licences Issued - January 2026



# Forestry Licensing Dashboard – Week ending 16<sup>th</sup> January 2026

	Hectares/Kilometres for Licences Issued											
	Afforestation			Roads			Felling					
	Hectares			Kilometres			Hectares			Volume (000) m <sup>3</sup>		
	2024	2025	2026	2024	2025	2026	2024	2025	2026	2024	2025	2026
January	351	389	184	27	22	18	2,889	1,100	762	867	308	218
February	326	276	0	29	19	0	1,812	1,390	0	530	453	0
March	268	381	0	28	11	0	1,131	1,074	0	314	305	0
April	260	386	0	33	25	0	1,568	1,608	0	388	487	0
May	526	148	0	33	15	0	1,695	1,089	0	463	329	0
June	386	226	0	17	12	0	2,244	1,471	0	619	476	0
July	427	207	0	27	32	0	2,230	2,130	0	706	603	0
August	560	320	0	37	19	0	1,829	2,177	0	633	673	0
September	586	310	0	27	27	0	2,299	1,794	0	735	523	0
October	443	311	0	20	40	0	1,540	2,721	0	442	878	0
November	284	350	0	27	22	0	1,618	2,569	0	509	804	0
December	428	273	0	17	20	0	994	1,443	0	248	440	0
Totals	4,844	3,577	184	322	263	18	21,850	20,565	762	6452	6280	218

	Hectares Planted/Kilometres Constructed					
	Hectares Planted			Roads Constructed Km		
	2024	2025	2026	2024	2025	2026
January	38	138	33	6	7	10
February	116	126	0	5	5	
March	119	364	0	3	4	
April	119	378	0	2	7	
May	139	236	0	7	3	
June	185	271	0	3	5	
July	194	263	0	12	8	
August	181	201	0	5	10	
September	166	282	0	6	4	
October	143	158	0	11	8	
November	116	65	0	8	7	
December	57	46	0	9	9	
Totals*	1,573	2,527	33	77	77	10

\*The figures for afforestation planted in 2025 reflect afforestation that has been paid at first grant stage this year to date only (including NTAS)

Appeals Received 2026	
Afforestation	2
Forest Roads	0
Tree Felling	4

	Valid Applications Received YTD	Licences Issued YTD
Afforestation	11	21
Felling Private	14	63
Felling Coillte	0	18
Roads	10	46
Total	35	148

Felling Licences issued - current week		
Type	Hectares	No.
Thinning	97	6
Clear fell	180	28

Other Schemes issued	Since Programme commenced		Issued YTD	
	No.	Ha	No.	Ha
Reconstitution of Ash Dieback Scheme	1,558	5,408	42	133
Deer Tree Shelter scheme (DTS)	360	1,407	3	14
Woodland Improvement Scheme (WIS)	368	2,030	9	41
Native Woodland Conservation Scheme	21	181	1	13
Climate Resilient Reforestation Scheme	66	429	2	12

Afforestation Schemes issued	Since Programme commenced		Issued YTD	
	No.	Ha	No.	Ha
Afforestation Licences	1,138	9,606	21	184
Afforestation Licences, previously approved, now approved under the new scheme.	216	1,747	0	0
Native Tree Area Scheme (NTAS)	595	653	5	5
Total	1,949	12,006	26	189

